

Bicolor Panel Mount LED Indicator

ML 1622/ML 1632



communications
Electrodynamics, Inc.

Designed for use as function indicators on aircraft, test equipment, machine tools and wherever severe environmental conditions need to be met, especially vibration and EMI.

FEATURES

- Multiple Status Indication within a Single Package
- Performs in Severe Environments
- Low Power Use
- Rugged Construction
- Panel Mounted
- Optional EMI Screen
- Internal Resistor Available

ENVIRONMENTAL SPECIFICATIONS

Vibration: .06" D.A. or 20G Peak, whichever is less, 10 Hz to 2 kHz, MIL STD 202, Method 204, Test Condition D.

Shock: 100 G's MIL STD 202, Method 213, Test Condition I.

Humidity: MIL STD 202, Method 106.

Altitude: 100,000 ft., MIL STD 202, Method 105, Test Condition D.

Reliability: Operational 6 X 10⁶ hours min. MTBF @ 25°C.

Salt Spray: MIL STD 202, Method 101, Test Condition B.

MECHANICAL SPECIFICATIONS

Case: Aluminum, black anodized front with clear chromate back.

Mounting: Front panel by 5/16-32" nut and lockwasher.

Seal: Environmentally sealed. Added front panel O-ring seal for model ML 1632

ELECTRO-OPTICAL CHARACTERISTIC SPECIFICATIONS Absolute Maximum Ratings

ML 1622/1632

Colors	Red/Green		Yellow/Green	
Forward Voltage (VDC)	2.0		2.0	
Peak Forward Current (mA)	90	90	90	90
DC Forward Current (mA)	20	20	30 ¹	30 ¹
Reverse Voltage (VDC) @ I _R = 100 µA	5	5	5	5
Power Dissipation (mW)	80 ²	100 ²	100 ²	100 ²
Luminous Intensity (mcd) typ @ I _F = 20 mA	17	15	12	12
Dominant Wave Length (nm) typical	695	565	585	565
Viewing Angle (2 Ø ^{1/2})	80°	80°	80°	80°
Operating Temperature (°C)	-40 to +85	-40 to +85	-40 to +85	-40 to +85
Storage Temperature (°C)	-40 to +100	-40 to +100	-40 to +100	-40 to +100
Lead Soldering Temperature	260 °C for 5 seconds			

¹Derate linearly from 50°C at 0.5 mA/°C

²Derate at 1.6 mW/°C above +25°C Ambient

ORDERING INFORMATION

When ordering, show basic part number first, then EMI screen, LED color, lens type, terminal style and voltage. If this is a special part, the factory assigned modification number will be added at the end of the ordering number.

Example: Basic model with O-ring panel seal, an EMI screen, with a yellow/green LED, a non-diffused lens, loop terminals and 24 volt internal resistor would be an ML 1632 E-R/G-ND-LT-24

ML 1632 E- R/G - ND -LT - 24 - S ()

Basic Model Number	EMI Screen	LED. Color	Lens Type	Terminal Style	Voltage Level	Factory Modification Number if Special
ML 1622 (w/o O-ring)	() None E Screen	R/G Red/Green Y/G Yellow/Green	ND Non-Diffused D Diffused	ST Straight Lead LT Solder Loop	() no resistor 5 5V 14 14V 24 24V 28 28V	S+ ID No.
ML 1632 (w/ o-ring)						

Bicolor Panel Mount LED Indicator

ML 1622/ML 1632

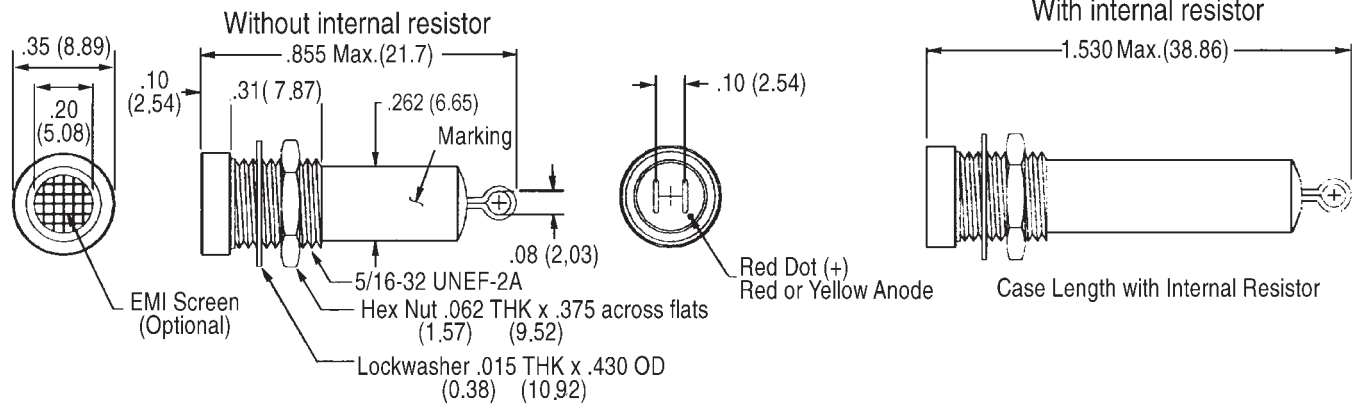


ML1622



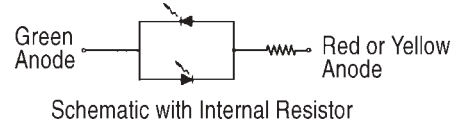
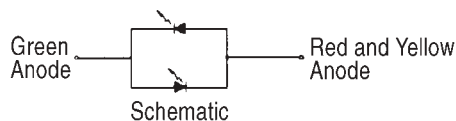
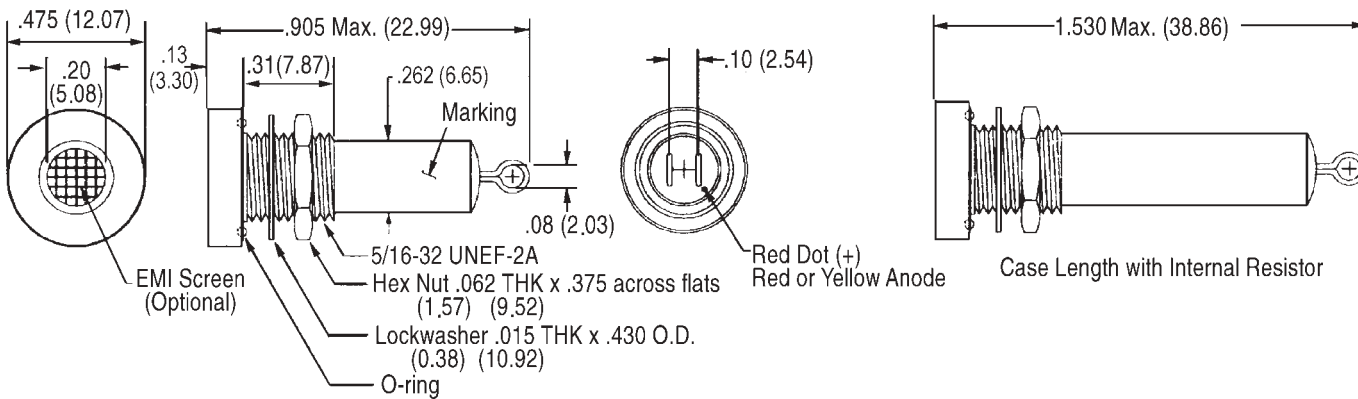
ML1632
with Front
Panel O-Ring

Model ML 1622



Model ML 1632

With Front Panel O-Ring



NOTE:

Dimensions in () are mm.

Tolerances: Decimals: ± .010 (0,25)

Fractions: ± 1/64

Mounting Torque: 5-7 in. lbs.